



# Sommaire des résultats finaux

## Coupe Québec #4 et Championnat .22 de l'Ontario

### le 23 février 2025


Camp Fortune, Chelsea, Québec

Heure d'arrivée du dernier compétiteur : 14h29

## Développement 2 Garçons - Individuel - 6 km

Rang	Dos	Nom	Équipe	Ski		Tir		Résultat	Écart	%	Pts	Notes	
				Time	C	C	C						I
1	70	<b>LANG, Adrian</b> (2012)	HT	29:37.1	0	1	0	1	<b>30:07.1</b>	0.0	103.2%	60	
2	64	<b>SPENCE, Parker</b> (2012)	KN	28:34.1	0	3	2	5	<b>31:04.1</b>	+57.0	100%	54	
3	62	<b>KENNEDY, Aidan</b> (2011)	CN	28:32.1	5	1	1	7	<b>32:02.1</b>	+1:55.0	97%	48	
4	71	<b>CABARET, Philippe</b> (2010)	VIC	30:45.5	1	2	0	3	<b>32:15.5</b>	+2:08.4	96.3%	43	
5	61	<b>DUMONT, Hugo</b> (2010)	VIC	30:19.2	1	2	1	4	<b>32:19.2</b>	+2:12.1	96.1%	40	
6	51	<b>MARTIN-MILLS, Nolan</b> (2012)	HT	31:26.0	1	1	0	2	<b>32:26.0</b>	+2:18.9	95.8%	38	
7	58	<b>CHOINIÈRE, Antoine</b> (2011)	PS	27:56.1	2	4	3	9	<b>32:26.1</b>	+2:19.0	95.8%	36	
8	63	<b>BISHOP, Kalen</b> (2011)	HT	30:01.0	3	0	2	5	<b>32:31.0</b>	+2:23.9	95.6%	34	
9	60	<b>CORBETT, Owen</b> (2013)	HT	32:02.0	0	0	2	2	<b>33:02.0</b>	+2:54.9	94.1%	32	
10	56	<b>MCKEAN, Joel</b> (2011)	CN	27:09.2	3	5	4	12	<b>33:09.2</b>	+3:02.1	93.7%	31	
11	53	<b>KITTRIDGE, Hugo</b> (2014)	CN	30:52.2	2	2	1	5	<b>33:22.2</b>	+3:15.1	93.1%	30	
12	54	<b>CANERS, William</b> (2012)	HT	33:55.3	0	1	1	2	<b>34:55.3</b>	+4:48.2	89%	29	
13	69	<b>BOULTON, Mitchell</b> (2012)	HT	33:01.6	3	3	1	7	<b>36:31.6</b>	+6:24.5	85.1%	28	
14	65	<b>GANTT, Peter</b> (2010)	VIC	32:52.3	2	3	3	8	<b>36:52.3</b>	+6:45.2	84.3%	27	
15	55	<b>OUTKIN PEREZ, Andrei</b> (2008)	HT	37:05.2	0	0	0	0	<b>37:05.2</b>	+6:58.1	83.8%	26	
16	59	<b>CURTIS, Jack</b> (2012)	HT	35:49.2	0	1	2	3	<b>37:19.2</b>	+7:12.1	83.3%	25	

[https://drive.google.com/drive/folders/1qiz6JEr6CoCDkJLnbcms08hRKcNF0r50?usp=drive\\_link](https://drive.google.com/drive/folders/1qiz6JEr6CoCDkJLnbcms08hRKcNF0r50?usp=drive_link)





IBU

# Sommaire des résultats finaux

## Coupe Québec #4 et Championnat .22 de l'Ontario

### le 23 février 2025

Camp Fortune, Chelsea, Québec


Heure d'arrivée du dernier compétiteur : 14h29

17	68	<b>ZEMDEGS, William</b> (2011)	HT	34:39.1	4 2 2	8	<b>38:39.1</b>	+8:32.0	80.4%	24
18	67	<b>KUBANEK-YOUNG</b> , Victor (2011)	VIC	35:44.9	3 2 1	6	<b>38:44.9</b>	+8:37.8	80.2%	23
19	57	<b>QUAPP, Jonathan</b> (2010)	KN	34:44.7	2 4 4	10	<b>39:44.7</b>	+9:37.6	78.2%	22
20	52	<b>WILLIAMS, Jack</b> (2011)	CN	37:48.7	3 2 2	7	<b>41:18.7</b>	+11:11.6	75.2%	21
21	66	<b>BILODEAU,</b> Gabriel (2011)	PS	52:50.3	5 2 2	9	<b>57:20.3</b>	+27:13.2	54.2%	20

## Développement 2 Filles - Individuel - 6 km

Rang	Dos	Nom	Équipe	Ski Time	Tir C C C	I	Résultat	Écart	%	Pts	Notes
1	72	<b>YURACK, Addison</b> (2012)	KN	30:48.3	1 0 3	4	<b>32:43.3</b>	0.0	104.9%	60	Ajustements : 5 secs fusil inoperable
2	81	<b>BARTLETT, Evelyn</b> (2012)	KN	33:34.3	1 0 2	3	<b>35:04.3</b>	+2:21.0	97.9%	54	
3	75	<b>YURACK, Harlow</b> (2012)	KN	31:12.5	3 5 0	8	<b>35:12.5</b>	+2:29.2	97.5%	48	
4	77	<b>SAIDLA, Leena</b> (2014)	CN	31:55.9	2 1 5	8	<b>35:55.9</b>	+3:12.6	95.6%	43	
5	78	<b>RIFFARD, Justine</b> (2010)	VIC	35:05.1	0 3 2	5	<b>37:35.1</b>	+4:51.8	91.3%	40	
6	79	<b>BROIDE, Ksenia</b> (2012)	HT	36:36.6	2 1 1	4	<b>38:36.6</b>	+5:53.3	88.9%	38	
7	74	<b>MIRONOV, Deena</b> (2011)	HT	37:04.9	0 1 5	6	<b>40:04.9</b>	+7:21.6	85.7%	36	
8	80	<b>KAISARY, Georgia</b> (2010)	KN	39:31.7	4 2 3	9	<b>44:01.7</b>	+11:18.4	78%	34	
9	76	<b>WALLIS, Logan</b> (2012)	KN	41:14.5	2 4 3	9	<b>45:44.5</b>	+13:01.2	75.1%	32	
DNS	73	<b>GUERIN, Romane</b> (2010)	VIC	---	---	---	---	---	---	---	

[https://drive.google.com/drive/folders/1qiz6JEr6CoCDkJLnbcms08hRKcNF0r50?usp=drive\\_link](https://drive.google.com/drive/folders/1qiz6JEr6CoCDkJLnbcms08hRKcNF0r50?usp=drive_link)





# Sommaire des résultats finaux

## Coupe Québec #4 et Championnat .22 de l'Ontario

### le 23 février 2025

Camp Fortune, Chelsea, Québec

Heure d'arrivée du dernier compétiteur : 14h29


### Développement 1 Filles - Individuel - 4 km

Rang	Dos	Nom	Équipe	Ski		Tir		Résultat	Écart	%	Pts	Notes	
				Time	C	C	C						I
1	84	<b>CABARET, Élisabeth (2013)</b>	VIC	22:59.4	0	0	0	0	<b>22:59.4</b>	0.0	105.1%	60	
2	88	<b>LASKA, Dani (2014)</b>	KN	24:22.2	0	0	0	0	<b>24:22.2</b>	+1:22.8	99.2%	54	
3	82	<b>BERNARD, Gabrielle (2013)</b>	VIC	25:08.4	0	0	0	0	<b>25:08.4</b>	+2:09.0	96.1%	48	
4	91	<b>RIFFARD, Emily (2014)</b>	VIC	26:29.7	0	0	0	0	<b>26:29.7</b>	+3:30.3	91.2%	43	
5	87	<b>PRICHERT-SAMARIN, Mila (2013)</b>	HT	26:47.8	0	0	1	1	<b>27:07.8</b>	+4:08.4	89.1%	40	
6	83	<b>MIRONOVA, Catherine (2014)</b>	HT	26:54.6	0	0	2	2	<b>27:34.6</b>	+4:35.2	87.6%	38	
7	90	<b>ALEXEEV, Chloé (2012)</b>	VIC	29:20.1	3	0	5	8	<b>32:00.1</b>	+9:00.7	75.5%	36	
8	85	<b>LAUWERIER, Lucie (2015)</b>	VIC	36:01.6	0	2	1	3	<b>37:01.6</b>	+14:02.2	65.3%	34	

### Développement 1 Garçons - Individuel - 4 km

Rang	Dos	Nom	Équipe	Ski		Tir		Résultat	Écart	%	Pts	Notes	
				Time	C	C	C						I
1	104	<b>SAJAN, Graham (2011)</b>	CN	20:15.9	0	0	0	0	<b>20:15.9</b>	0.0	101.5%	60	
2	94	<b>CONNELL, Woodrow (2012)</b>	CN	20:28.2	0	0	0	0	<b>20:28.2</b>	+12.3	100.5%	54	
3	97	<b>BEAUCHEMIN, Xavier (2012)</b>	PS	20:57.9	0	0	0	0	<b>20:57.9</b>	+42.0	98.1%	48	
4	98	<b>ROY, Edmond (2013)</b>	PS	22:24.1	0	0	0	0	<b>22:24.1</b>	+2:08.2	91.8%	43	
5	86	<b>KIELY, Oisin (2015)</b>	CN	23:18.0	0	0	0	0	<b>23:18.0</b>	+3:02.1	88.3%	40	
6	109	<b>BRIVINS, Alex (2012)</b>	HT	23:21.0	0	0	0	0	<b>23:21.0</b>	+3:05.1	88.1%	38	

[https://drive.google.com/drive/folders/1qiz6JEr6CoCDkJLnbcms08hRKcNF0r50?usp=drive\\_link](https://drive.google.com/drive/folders/1qiz6JEr6CoCDkJLnbcms08hRKcNF0r50?usp=drive_link)





IBU

# Sommaire des résultats finaux

## Coupe Québec #4 et Championnat .22 de l'Ontario

### le 23 février 2025

Camp Fortune, Chelsea, Québec

Heure d'arrivée du dernier compétiteur : 14h29

7	96	<b>WOYZBUN,</b> Zygmunt (2013)	HT	23:49.2	0 0 0	0	<b>23:49.2</b>	+3:33.3	86.3%	36
8	111	<b>CHOINIÈRE,</b> Laurent (2013)	PS	23:31.6	0 1 0	1	<b>23:51.6</b>	+3:35.7	86.2%	34
9	89	<b>KIELY, Donncha</b> (2013)	CN	23:10.2	1 1 1	3	<b>24:10.2</b>	+3:54.3	85.1%	32
10	103	<b>PRICHERT-SAMARIN,</b> Max (2012)	HT	24:29.3	0 1 1	2	<b>25:09.3</b>	+4:53.4	81.8%	31
11	95	<b>CONNELL,</b> Sherlock (2014)	CN	23:09.4	3 0 3	6	<b>25:09.4</b>	+4:53.5	81.8%	30
12	105	<b>BISHOP, Boston</b> (2014)	HT	25:31.1	0 0 0	0	<b>25:31.1</b>	+5:15.2	80.6%	29
13	106	<b>BLONDIN, Felix</b> (2014)	CN	25:53.1	0 0 0	0	<b>25:53.1</b>	+5:37.2	79.5%	28
14	101	<b>MARTIN-MILLS,</b> Quinn (2013)	HT	25:34.0	0 0 2	2	<b>26:14.0</b>	+5:58.1	78.4%	27
15	92	<b>MARTEL, Médéric</b> (2022)	VIC	25:39.7	0 1 2	3	<b>26:39.7</b>	+6:23.8	77.1%	26
16	112	<b>COLIN, Peter</b> (2014)	VIC	27:01.9	1 0 0	1	<b>27:21.9</b>	+7:06.0	75.2%	25
17	102	<b>LAUWERIER,</b> Adrien (2013)	VIC	24:48.5	2 3 5	10	<b>28:08.5</b>	+7:52.6	73.1%	24
18	107	<b>BERNEY, Asaf</b> (2013)	VIC	28:47.7	0 0 1	1	<b>29:07.7</b>	+8:51.8	70.6%	23
19	100	<b>STEWART, Elliot</b> (2015)	CN	29:34.5	1 1 0	2	<b>30:14.5</b>	+9:58.6	68%	22
20	93	<b>PIPER-DODD,</b> Davey (2012)	VIC	30:42.8	1 1 1	3	<b>31:42.8</b>	+11:26.9	64.9%	21
21	99	<b>CACERES,</b> Alexander (Sasha) (2013)	CN	35:29.9	0 1 1	2	<b>36:09.9</b>	+15:54.0	56.9%	20
22	110	<b>ALEXEEV,</b> Édouard (2015)	VIC	39:14.8	1 4 1	6	<b>41:14.8</b>	+20:58.9	49.9%	19
DNS	108	<b>GUÉRIN, Clément</b> (2012)	VIC	_____	_____	_____	_____	_____	_____	_____

[https://drive.google.com/drive/folders/1qiz6JEr6CoCDkJLnbcms08hRKcNF0r50?usp=drive\\_link](https://drive.google.com/drive/folders/1qiz6JEr6CoCDkJLnbcms08hRKcNF0r50?usp=drive_link)

